



DISEASE EPIDEMIOLOGY PROGRAM

Acute Respiratory Disease Weekly Surveillance Summary

Week Ending 16 April 2022

Ft. Benning

DEFINITIONS:

ARD Rate=(ARD cases/Trainees) *100

Strep Rate=(Strep Cultures (+)/Cultures) *100

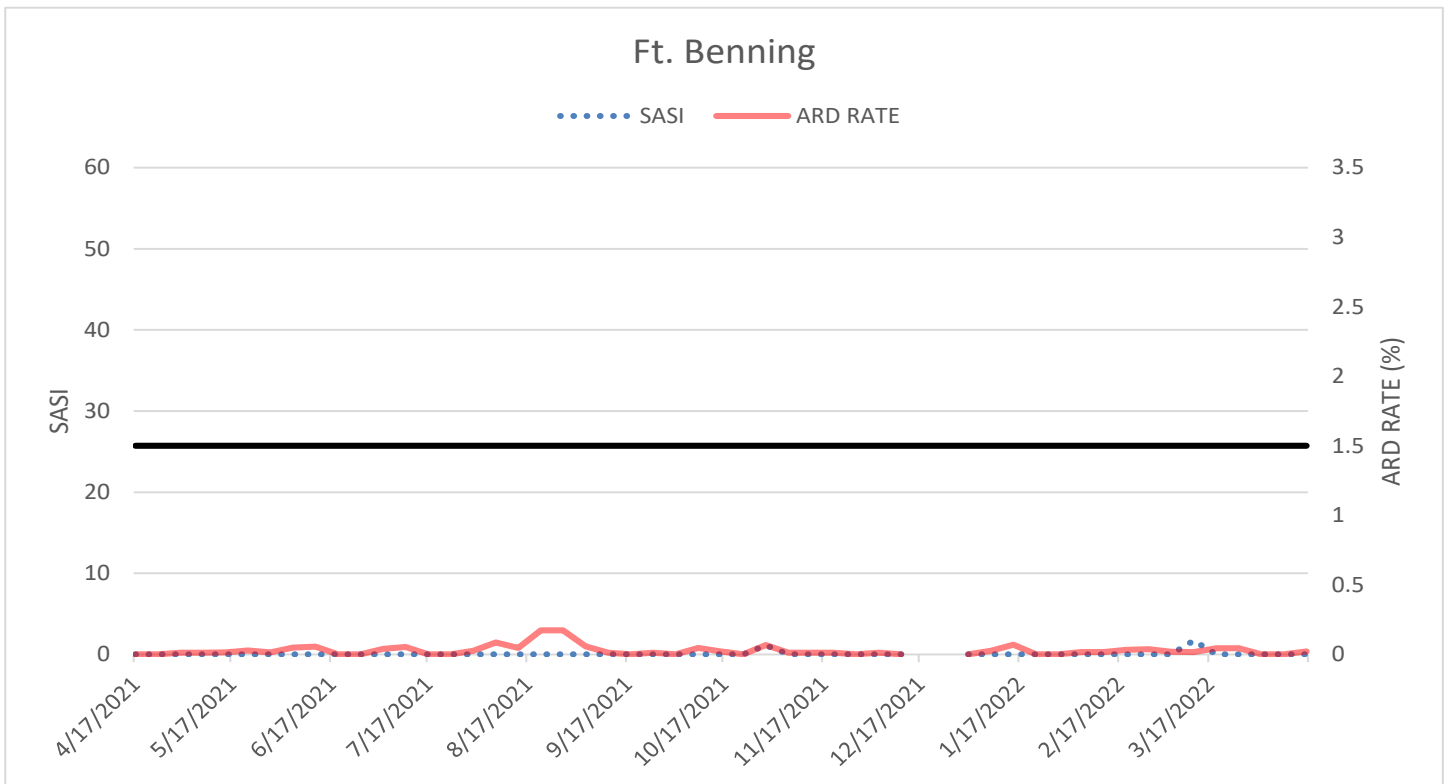
Strep-ARD Surveillance Index (SASI)=(ARD Rate*Strep Rate)

Strep Testing Compliance (STC) =% of ARD cases tested for Strep at each site (those sites highlighted red are at less than 60% compliance)

NOTE: The ARD and strep rates are for febrile cases only. An ARD case is defined as a trainee with an oral temperature of at least 100.5°F, at least one symptom of acute respiratory inflammation, and a limited duty profile signed by the examining medical provider which limits or restricts duty for at least 8 hours.

	ARD Rate	SASI	STC
Benning	0.02 (↑)	0.00 (↔)	100%
Jackson	0.00 (↔)	0.00 (↔)	---
Leonard Wood	0.00 (↔)	0.00 (↔)	---
Sill	0.00 (↔)	0.00 (↔)	---

↑=Increase ↓=Decrease ↔=No Change
NA=Not Available --- Testing Not Necessary



Data Source: ARD Weekly Report

Threshold: ARD Rate exceeding 1.5% or SASI exceeding 25*

*Exceedance of either threshold for 2 consecutive weeks is defined as a potential outbreak and prompts investigation at the installation level.

Note: Missing data between 18 December 2021 and 01 January 2022 were due to block leave.

Males			
Unit Strength	ARD Cases	Strep Test Done	Strep Positive
4,387	1	1	0

Females			
Unit Strength	ARD Cases	Strep Test Done	Strep Positive
79	0	0	0

If you have questions, comments or suggestions about this report, please contact us at (410) 417-0243 or [Email Disease Epidemiology](#)

APPROVED FOR PUBLIC RELEASE, DISTRIBUTION UNLIMITED



DISEASE EPIDEMIOLOGY PROGRAM

Acute Respiratory Disease Weekly Surveillance Summary

Week Ending 16 April 2022

Ft. Jackson

DEFINITIONS:

ARD Rate=(ARD cases/Trainees) *100

Strep Rate=(Strep Cultures (+)/Cultures) *100

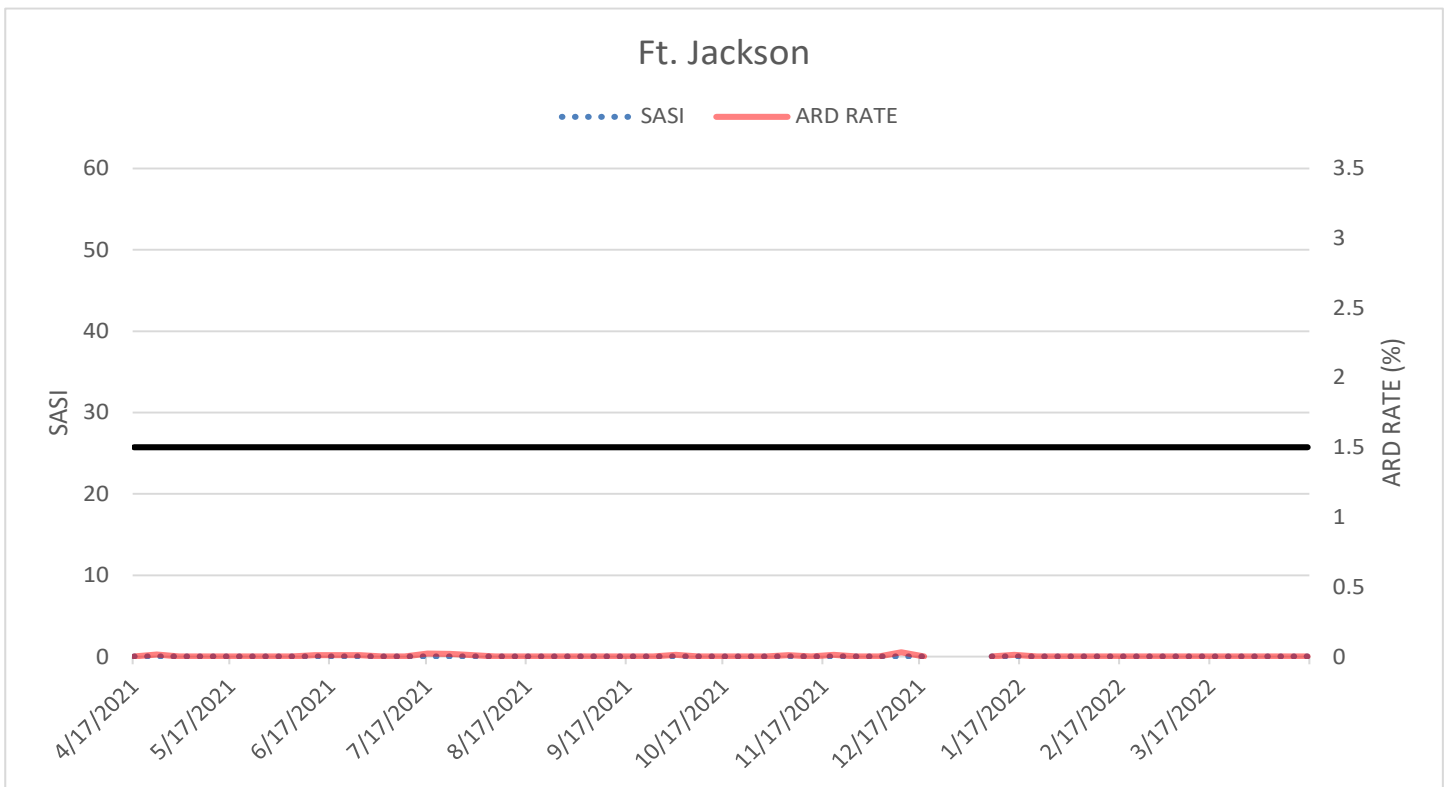
Strep-ARD Surveillance Index (SASI)=(ARD Rate*Strep Rate)

Strep Testing Compliance (STC) =% of ARD cases tested for Strep at each site (those sites highlighted red are at less than 60% compliance)

NOTE: The ARD and strep rates are for febrile cases only. An ARD case is defined as a trainee with an oral temperature of at least 100.5°F, at least one symptom of acute respiratory inflammation, and a limited duty profile signed by the examining medical provider which limits or restricts duty for at least 8 hours.

	ARD Rate	SASI	STC
Benning	0.02 (↑)	0.00 (↔)	100%
Jackson	0.00 (↔)	0.00 (↔)	---
Leonard Wood	0.00 (↔)	0.00 (↔)	---
Sill	0.00 (↔)	0.00 (↔)	---

↑=Increase ↓=Decrease ↔=No Change
NA=Not Available --- Testing Not Necessary



Data Source: ARD Weekly Report

Threshold: ARD Rate exceeding 1.5% or SASI exceeding 25*

*Exceedance of either threshold for 2 consecutive weeks is defined as a potential outbreak and prompts investigation at the installation level.

Note: Missing data between 18 December 2021 and 01 January 2022 were due to block leave.

Males			
Unit Strength	ARD Cases	Strep Test Done	Strep Positive
3,784	0	0	0

Females			
Unit Strength	ARD Cases	Strep Test Done	Strep Positive
1,533	0	0	0

If you have questions, comments or suggestions about this report, please contact us at (410) 417-0243 or [Email Disease Epidemiology](#)

APPROVED FOR PUBLIC RELEASE, DISTRIBUTION UNLIMITED



DISEASE EPIDEMIOLOGY PROGRAM

Acute Respiratory Disease Weekly Surveillance Summary

Week Ending 16 April 2022

Ft. Leonard Wood

DEFINITIONS:

ARD Rate=(ARD cases/Trainees) *100

Strep Rate=(Strep Cultures (+)/Cultures) *100

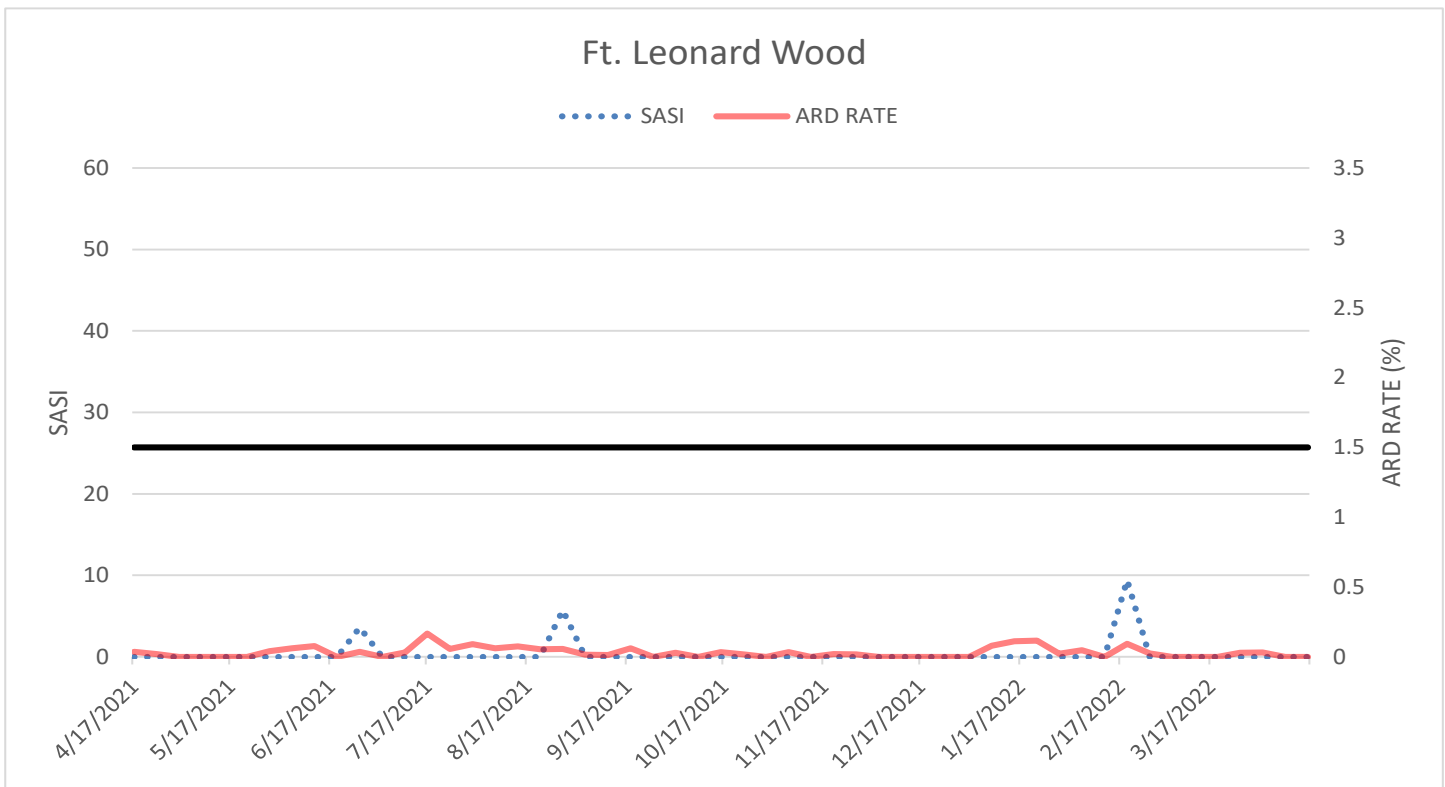
Strep-ARD Surveillance Index (SASI)=(ARD Rate*Strep Rate)

Strep Testing Compliance (STC) =% of ARD cases tested for Strep at each site (those sites highlighted red are at less than 60% compliance)

NOTE: The ARD and strep rates are for febrile cases only. An ARD case is defined as a trainee with an oral temperature of at least 100.5°F, at least one symptom of acute respiratory inflammation, and a limited duty profile signed by the examining medical provider which limits or restricts duty for at least 8 hours.

	ARD Rate	SASI	STC
Benning	0.02 (↑)	0.00 (↔)	100%
Jackson	0.00 (↔)	0.00 (↔)	---
Leonard Wood	0.00 (↔)	0.00 (↔)	---
Sill	0.00 (↔)	0.00 (↔)	---

↑=Increase ↓=Decrease ↔=No Change
NA=Not Available --- Testing Not Necessary



Data Source: ARD Weekly Report

Threshold: ARD Rate exceeding 1.5% or SASI exceeding 25*

*Exceedance of either threshold for 2 consecutive weeks is defined as a potential outbreak and prompts investigation at the installation level.

Note: Missing data between 18 December 2021 and 01 January 2022 were due to block leave.

Males			
Unit Strength	ARD Cases	Strep Test Done	Strep Positive
2,324	0	0	0

Females			
Unit Strength	ARD Cases	Strep Test Done	Strep Positive
763	0	0	0

If you have questions, comments or suggestions about this report, please contact us at (410) 417-0243 or [Email Disease Epidemiology](#)

APPROVED FOR PUBLIC RELEASE, DISTRIBUTION UNLIMITED



DISEASE EPIDEMIOLOGY PROGRAM

Acute Respiratory Disease Weekly Surveillance Summary

Week Ending 16 April 2022

Ft. Sill

DEFINITIONS:

ARD Rate=(ARD cases/Trainees) *100

Strep Rate=(Strep Cultures (+)/Cultures) *100

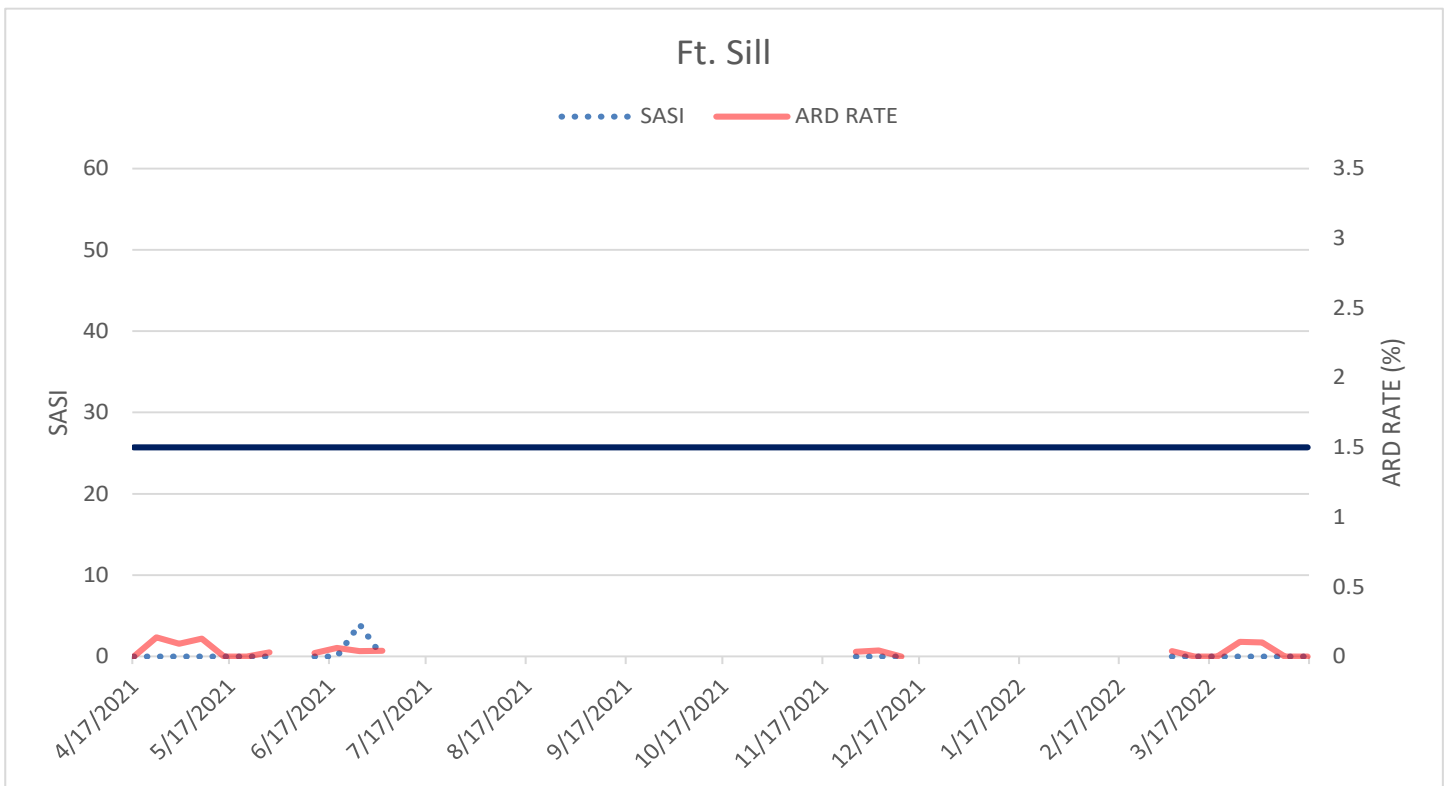
Strep-ARD Surveillance Index (SASI)=(ARD Rate*Strep Rate)

Strep Testing Compliance (STC) =% of ARD cases tested for Strep at each site (those sites highlighted red are at less than 60% compliance)

NOTE: The ARD and strep rates are for febrile cases only. An ARD case is defined as a trainee with an oral temperature of at least 100.5°F, at least one symptom of acute respiratory inflammation, and a limited duty profile signed by the examining medical provider which limits or restricts duty for at least 8 hours.

	ARD Rate	SASI	STC
Benning	0.02 (↑)	0.00 (↔)	100%
Jackson	0.00 (↔)	0.00 (↔)	---
Leonard Wood	0.00 (↔)	0.00 (↔)	---
Sill	0.00 (↔)	0.00 (↔)	---

↑=Increase ↓=Decrease ↔=No Change
 NA=Not Available --- Testing Not Necessary



Data Source: ARD Weekly Report

Threshold: ARD Rate exceeding 1.5% or SASI exceeding 25*

*Exceedance of either threshold for 2 consecutive weeks is defined as a potential outbreak and prompts investigation at the installation level.

Note: Missing data between 18 December 2021 and 01 January 2022 were due to block leave.

Males			
Unit Strength	ARD Cases	Strep Test Done	Strep Positive
1,280	0	0	0

Females			
Unit Strength	ARD Cases	Strep Test Done	Strep Positive
515	0	0	0

If you have questions, comments or suggestions about this report, please contact us at (410) 417-0243 or [Email Disease Epidemiology](#)